

How to access Google Classroom on a desktop or laptop

On a desktop or laptop:

1. Go to www.education.nsw.gov.au
2. Click **Log in** and Select **Student Portal**

Wash your hands, cover your cough and stay home if you're sick. [Get the latest COVID-19 advice](#)

A NSW Government website - Education Select language Log in

Early childhood education Public schools Teaching and learning Student wellbeing

Students

- > Student portal
- > Key links for students

3. Enter **Student UserID** and **Password**

Login with your DoE account

User ID

Example: jane.citizen1

Password

Enter your password

[Forgot your password?](#)

Have trouble logging in?
[Help for DoE staff](#)

*Your userID is your Department of Education (DoE) username that we use to login to computers at school and to access the DoE Student Portal. It's **firstname.lastname** but sometimes includes a number at the end. Your child's username has been provided.

4. Students will be asked to accept the **Conditions of Use**. Click **"I agree"**.

Conditions of Use

When going online I agree to follow these rules.

- **No** to looking for, reading, sending or linking to anything rude, scary or unkind
- **Go** to a responsible adult if I see anything rude, scary or unkind
- **Tell** a responsible adult about anything I receive, send or read that makes me feel uncomfortable

5. Click on **G Suite** under the **Quick Access** tab **OR** Select **G Suite** (Google Apps for Education) under the **Learning** tab

Google Search Hide

Enter your search words here...

Quick Access Hide

 GSuite	 Microsoft Office 365	 Premier's Reading Challenge	 Everyday Maths Hub
------------	--------------------------	---------------------------------	------------------------

OR

Learning Hide

- G Suite (Google Apps for Education)
- Microsoft Office 365
- Premier's Reading Challenge

6. Select **"Google Classroom"** then click on the name of your class to open Google classroom.

Classroom
Connect with your class online

Class tasks will be listed in the classroom as well as daily attendance and weekly work matrixes.

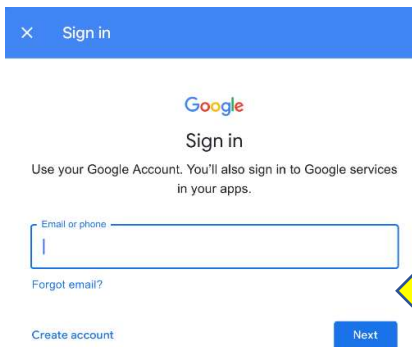
How to access Google Classroom on an ipad or tablet

On an ipad or tablet:

1. It is best to **download** the free “**Google Classroom**” app from your app store.



2. Click “**Get Started**”
3. Sign in using your **Google account**.

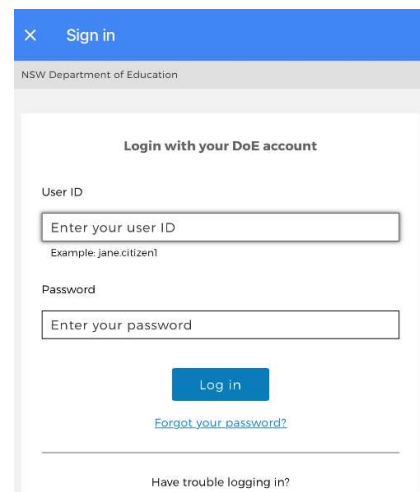


To login to your google account, enter your **firstname.lastname@education.nsw.gov.au** and provide your password (if asked).

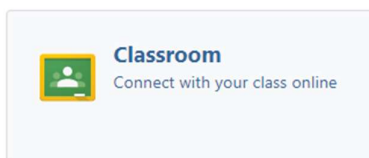
***NOTE: Google classroom requires users to include the @education.nsw.gov.au following the username. e.g. bob.smith@education.nsw.gov.au**

4. You will then be taken to a DoE log in page. Type your **Student UserID** and **password** and press **Log In**.

*Your userID is your Department of Education (DoE) username that we use to login to computers at school and to access the DoE Student Portal. It's **firstname.lastname** but sometimes includes a number at the end. Your child's username and password has been provided. **e.g. bob.smith**



5. Select “**Google Classroom**”.



6. Click on the name of your class to open Google classroom.

Class tasks will be listed in the classroom as well as daily attendance and weekly work matrixes.